

Fig.48. DECK & GAUGE WHEEL

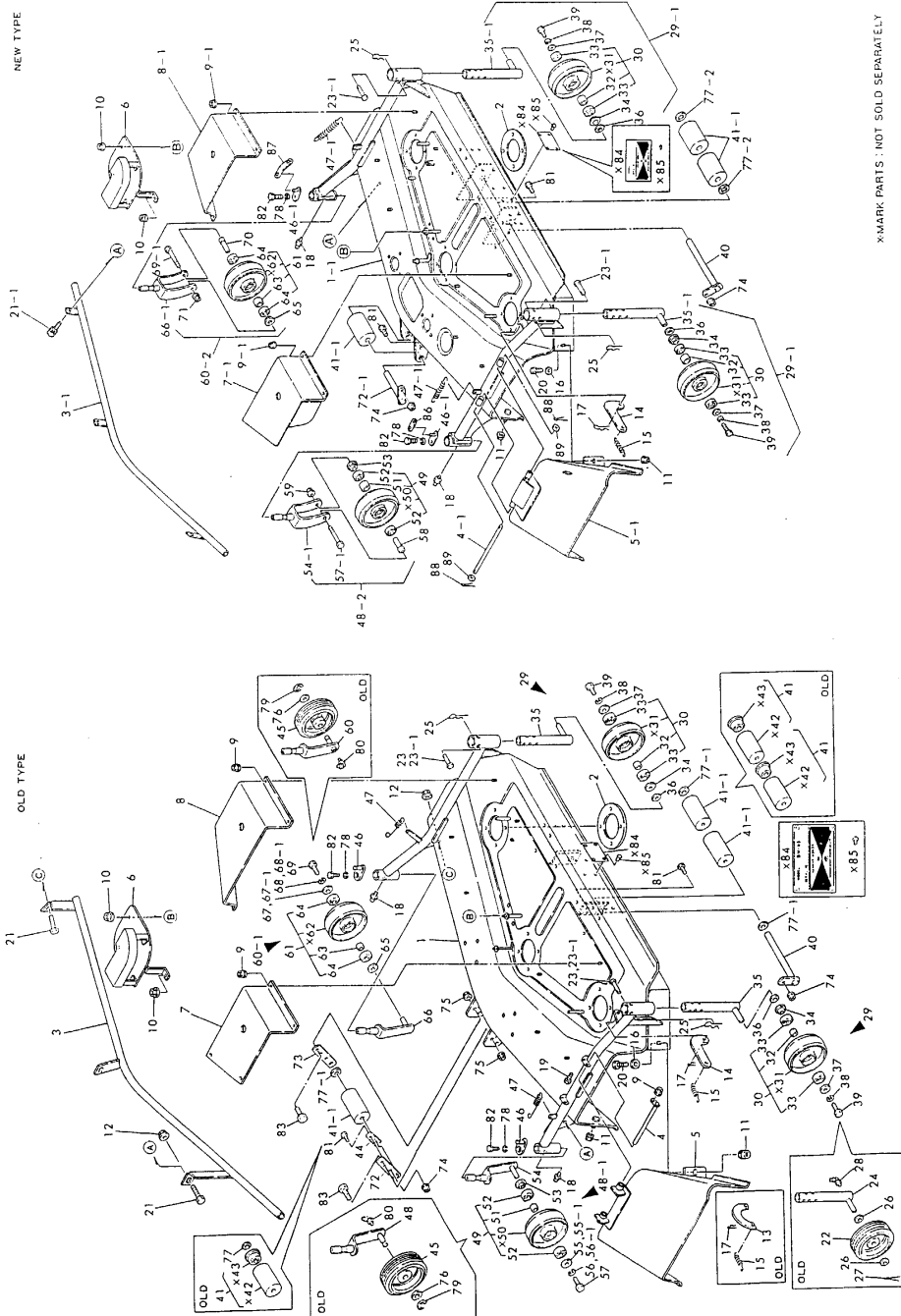


Fig. 48 DECK & GAUGE WHEEL

(A)=BM42-HK
(B)=BM48-HK
(C)=

(D)=
(E)=
(F)=

No.	Lev.	Parts No.	Description	Qty						I	R
				(A)	(B)	(C)	(D)	(E)	(F)		
1	1	197108-15000-R	DECK ASSY	1							
1-1	1	197108-15001	DECK ASSY (B=*1986.08)	1							N
2	1	197108-15020	PATCH, DECK		3						
3	1	197108-15801	GUARD ASSY, FOOT		1						
3-1	1	197108-15802	GUARD ASSY, FOOT (B=*1986.08)		1						S
4	1	197108-15840-U	PIN ASSY, HINGE		1						
4-1	1	197108-15750	PIN, HINGE 8X228 (B=*1986.08)		1						S
5	1	197108-15900	GUARD ASSY, CHUTE		1						
5-1	1	197108-15851	GUARD ASSY, CHUTE (B=*1986.08)		1						S
6	1	197108-15930-R	COVER, MAIN PULLEY		1						
7	1	197108-15940-R	COVER (L), PULLEY		1						
7-1	1	197108-15650	COVER (L), PULLEY (B=*1986.08)		1						N
8	1	197108-15950-R	COVER (R), PULLEY		1						
8-1	1	197108-15680	COVER (R), PULLEY (B=*1986.08)		1						N
9	1	194990-22130	NUT, M6		9						
9-1	1	194990-22130	NUT, M6 (B=*1986.08)		8						K
10	1	194990-22130	NUT, M6		3						
11	1	194990-22150	NUT, M10		2						
12	1	194990-22150	NUT, M10 (B=*1986.08)		2						Z
13	1	194464-25450	RETAINER, BEARING (B=*)		1						Z
14	1	1E6150-63190	LINK, CLUTCH (B=*1985.)		1						W
15	1	1E6221-74440	SPRING, 2.9X19.9X93		1						
16	1	22137-100000	WASHER, 10		1						
17	1	22360-080000	SNAP PIN 8		1						
17-1	1	22372-080000	PIN, SNAP 8 (B=*1990.11)		1						N
18	1	24761-010000	NIPPLE, GREASE M6F		2						
19	1	26116-060162	BOLT, M6X 16 PLATED (B=*1986.08)		1						Z
20	1	26116-100252	BOLT, M10X 25 PLATED		1						
21	1	26116-100252	BOLT, M10X 25 PLATED		2						
21-1	1	26013-100252	BOLT, M10X 25 (B=*1986.08)		3						N
22	1	197102-16110	WHEEL, GAUGE (B=*)		2						Z
23	1	197108-16250	PIN 12X40, FLAT HEAD		2						
23-1	1	197108-16251	PIN 12X45, FLAT HEAD (B=*1985.)		2						N
24	1	197108-16300	SHAFT ASSY, G.WHEEL (B=*)		2						Z
25	1	197102-18340	PIN, SNAP 10		2						

N:Old $\xrightarrow{\text{Yes}}$ New, Q:Old $\xrightarrow{\text{No}}$ New, R:Old $\xrightarrow{\text{Yes}}$ New, S:Old $\xrightarrow{\text{No}}$ New, W:Add, Z:Discontinued, F:Interchangeable by set, K:Q'ty Change
 ++ CONTINUE ++
 Copyright (C) YANMAR CO., LTD. All Rights Reserved.

Fig.48. DECK & GAUGE WHEEL

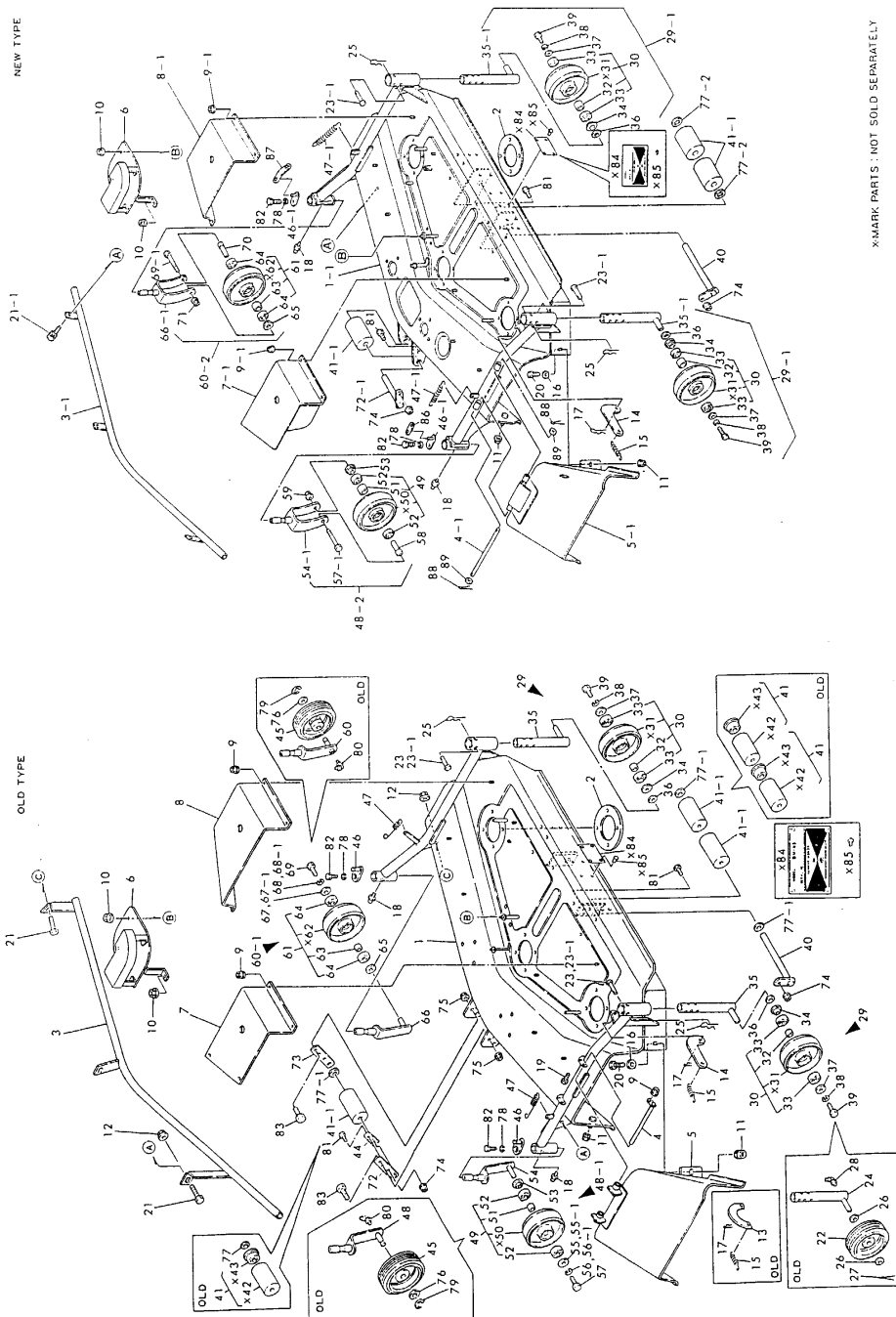


Fig. 48 DECK & GAUGE WHEEL

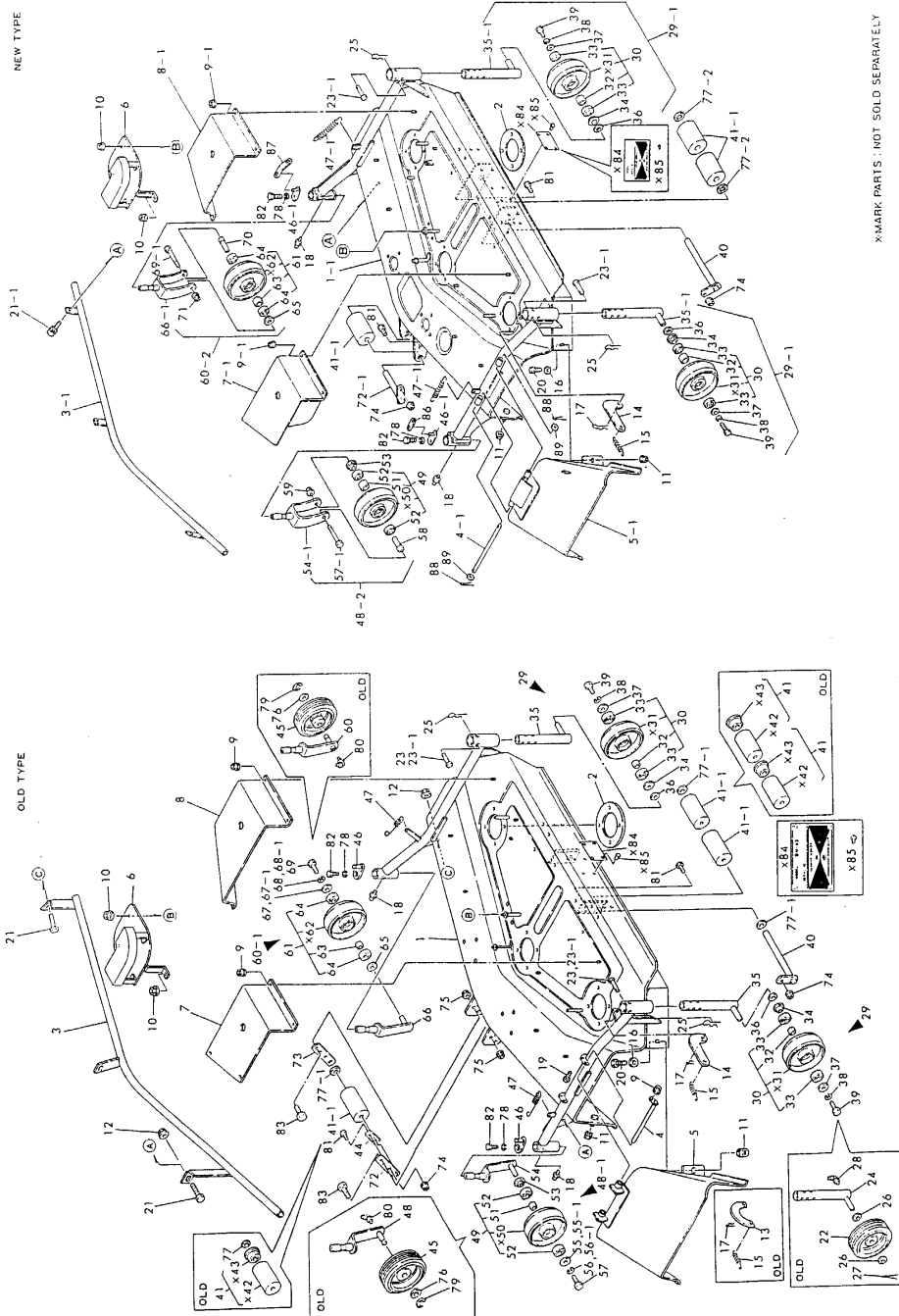
(A)=BM42-HK
(B)=BM48-HK
(C)=

(D)=
(E)=
(F)=

No.	Lev.	Parts No.	Description	Qty						I	R
				(A)	(B)	(C)	(D)	(E)	(F)		
26	1	22127-160000	WASHER, 16 (B=*)		4						Z
27	1	22417-400320	PIN, COTTER 4.0X32 (B=*)		2						Z
28	1	24761-040000	NIPPLE, GREASE B (B=*)		2						Z
29	1	197108-16210	WHEEL W/SHAFT, GAUGE (B=*1985.)		2						W
29-1	1	197108-16211	WHEEL KIT, GAUGE (B=*1986.08)		2						N
30	2	197102-16100	WHEEL ASSY, GAUGE (B=*1985.)		2						W
32	3	1E6020-34980	COLLAR, 17.5X21.7X20 (B=*1985.)		2						W
33	3	24104-060034	BEARING, BALL 6003UU (B=*1985.)		4						W
34	2	197102-16120	WASHER, DUST (B=*1985.)		2						W
35	2	197108-16301	SHAFT ASSY, G. WHEEL (B=*1985.)		2						W
35-1	2	197108-16302	SHAFT ASSY, G.WHEEL (B=*1986.08)		2						S
36	2	22127-160000	WASHER, 16 (B=*1985.)		2						W
37	2	22157-080000	WASHER, 8 (B=*1985.)		2						W
38	2	22217-080000	WASHER, SPRING 8 (B=*1985.)		2						W
39	2	26116-080162	BOLT, M8X 16 PLATED (B=*1985.)		2						W
40	1	197102-15260-U	PIN, ROLLER		1						
41	1	197102-15300	ROLLER ASSY		3						
41-1	1	197102-15301	ROLLER ASSY (B=*1985.)		3						N
44	1	197102-15540	SPRING, STOP (B=*1986.08)		1						Z
45	1	197102-16110	WHEEL, GAUGE (B=*)		2						Z
46	1	197108-16450	PLATE, SPRING		2						
46-1	1	197108-16451	PLATE ASSY, HOOK (B=*1986.08)		2						N
47	1	197108-16470	SPRING, RETURN		2						
47-1	1	197108-16471	SPRING, RETURN (B=*1986.08)		2						S
48	1	197108-16500	SHAFT (L), F. WHEEL (B=*)		1						Z
48-1	1	197108-16410	WHEEL (L)KIT, GAUGE (B=*1985.)		1						W
48-2	1	197108-16411	WHEEL KIT, FRONT (B=*1986.08)		1						S
49	2	197102-16100	WHEEL ASSY, GAUGE		1						W

N:Old $\xrightarrow{\text{Yes}}$ New, Q:Old $\xrightarrow{\text{No}}$ New, R:Old $\xrightarrow{\text{Yes}}$ New, S:Old $\xrightarrow{\text{No}}$ New, W:Add, Z:Discontinued, F:Interchangeable by set, K:Qty Change
 ++ CONTINUE ++
 Copyright (C) YANMAR CO., LTD. All Rights Reserved.

Fig.48. DECK & GAUGE WHEEL



X-MARK PARTS: NOT SOLD SEPARATELY

(A)=BM42-HK
(B)=BM48-HK
(C)=

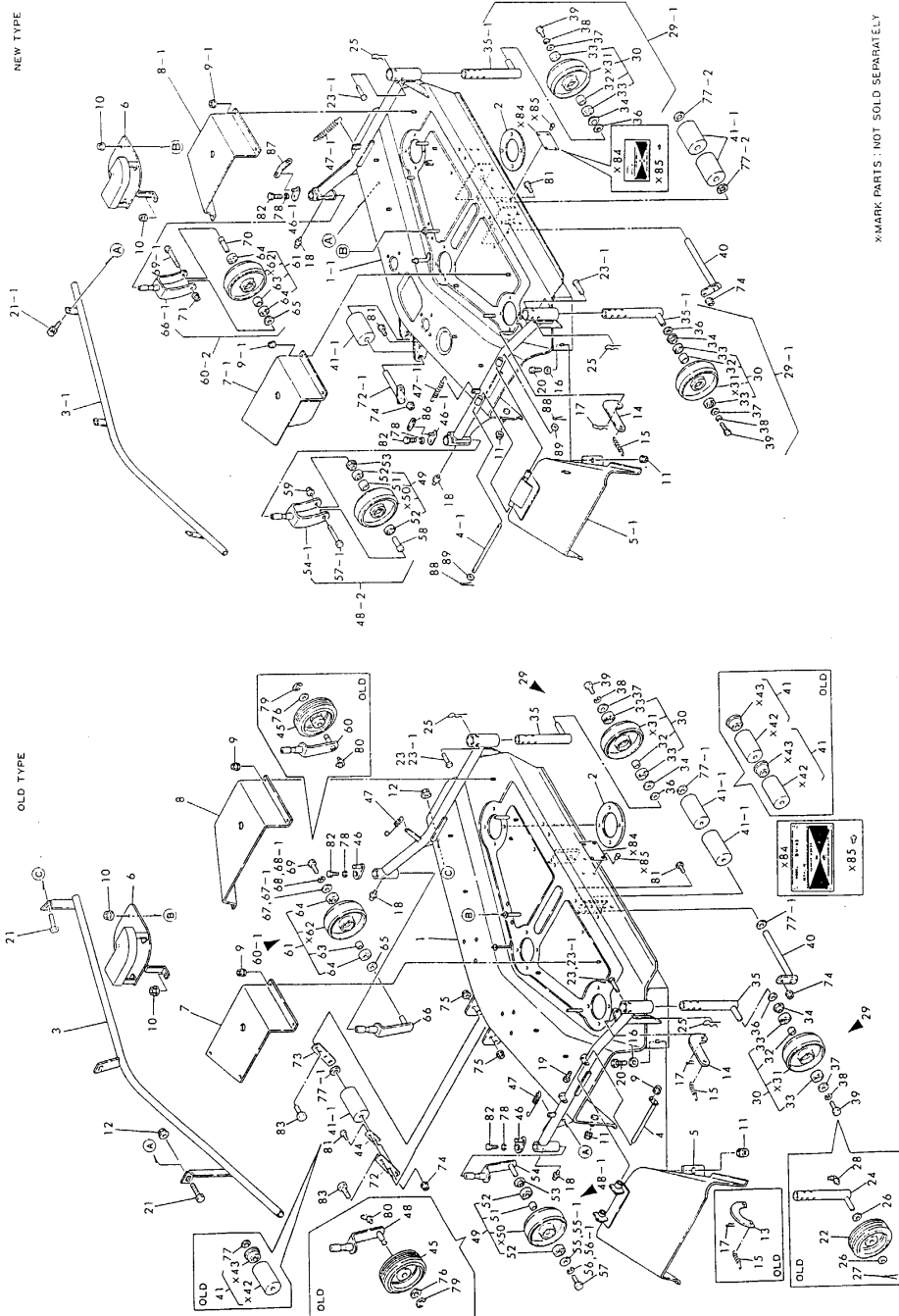
(D)=
(E)=
(F)=

No.	Lev.	Parts No.	Description	Qty						I	R
				(A)	(B)	(C)	(D)	(E)	(F)		
51	3	(B=*1985.) 1E6020-34980	COLLAR, 17.5X21.7X20		1						W
52	3	(B=*1985.) 24104-060034	BEARING, BALL 6003UU		2						W
53	2	(B=*1985.) 197102-16120	WASHER, DUST		1						W
54	2	(B=*1985.) 197108-16501	SHAFT (L), F. WHEEL		1						W
54-1	2	(B=*1986.08) 197108-16502	ARM ASSY, WHEEL		1						S
55	2	(B=*1985.) 22157-080000	WASHER, 8		1						W
55-1	2	(B=*1986.08) 22157-080000	WASHER, 8		1						Z
56	2	(B=*1985.) 22217-080000	WASHER, SPRING 8		1						W
56-1	2	(B=*1986.08) 22217-080000	WASHER, SPRING 8		1						Z
57	2	(B=*1985.) 26116-080162	BOLT, M8X 16 PLATED		1						W
57-1	2	(B=*1986.08) 26116-100802	BOLT, M10X 80 PLATED		1						S
58	2	(B=*1986.08) 197108-16590	BUSH, WHEEL		1						W
59	2	(B=*1986.08) 194990-22150	NUT, M10		1						W
60	1	(B=*) 197108-16550	SHAFT (R), F. WHEEL		1						Z
60-1	1	(B=*1985.) 197108-16420	WHEEL (R)KIT, GAUGE		1						W
60-2	1	(B=*1986.08) 197108-16411	WHEEL KIT, FRONT		1						S
61	2	(B=*1985.) 197102-16100	WHEEL ASSY, GAUGE		1						W
63	3	(B=*1985.) 1E6020-34980	COLLAR, 17.5X21.7X20		1						W
64	3	(B=*1985.) 24104-060034	BEARING, BALL 6003UU		2						W
65	2	(B=*1985.) 197102-16120	WASHER, DUST		1						W
66	2	(B=*1985.) 197108-16551	SHAFT (R), F. WHEEL		1						W
66-1	2	(B=*1986.08) 197108-16502	ARM ASSY, WHEEL		1						S
67	2	(B=*1985.) 22157-080000	WASHER, 8		1						W
67-1	2	(B=*1986.08) 22157-080000	WASHER, 8		1						Z
68	2	(B=*1985.) 22217-080000	WASHER, SPRING 8		1						W

N:Old $\begin{matrix} \leftarrow \text{Yes} \\ \rightarrow \text{No} \end{matrix}$ New, Q:Old $\begin{matrix} \leftarrow \text{No} \\ \rightarrow \text{Yes} \end{matrix}$ New, R:Old $\begin{matrix} \leftarrow \text{Yes} \\ \rightarrow \text{No} \end{matrix}$ New, S:Old $\begin{matrix} \leftarrow \text{No} \\ \rightarrow \text{Yes} \end{matrix}$ New, W:Add, Z:Discontinued, F:Interchangeable by set, K:Q'ty Change
++ CONTINUE ++

Fig. 48 DECK & GAUGE WHEEL

Fig.48. DECK & GAUGE WHEEL



X-MARK PARTS: NOT SOLD SEPARATELY

(A)=BM42-HK
(B)=BM48-HK
(C)=

(D)=
(E)=
(F)=

No.	Lev.	Parts No.	Description	Qty						I	R
				(A)	(B)	(C)	(D)	(E)	(F)		
68-1	2	22217-080000 (B=*1986.08)	WASHER, SPRING 8		1						Z
69	2	26116-080162 (B=*1985.)	BOLT, M8X 16 PLATED		1						W
69-1	2	26116-100802 (B=*1986.08)	BOLT, M10X 80 PLATED		1						S
70	2	197108-16590 (B=*1986.08)	BUSH, WHEEL		1						W
71	2	194990-22150 (B=*1986.08)	NUT, M10		1						W
72	1	197108-16650	SHAFT, ROLLER		1						
72-1	1	197102-15370-U (B=*1986.08)	PIN, ROLLER		1						S
73	1	197108-16670 (B=*1986.08)	PLATE, ROLLER		1						Z
74	1	194990-22130	NUT, M6		2						Z
75	1	194990-22150 (B=*1986.08)	NUT, M10		4						Z
76	1	22127-160000 (B=*)	WASHER, 16		2						Z
77	1	22127-180000	WASHER 18		1						
77-1	1	22127-180000 (B=*1985.)	WASHER 18		3						K
77-2	1	22127-180000 (B=*1986.08)	WASHER 18		2						K
78	1	22217-080000	WASHER, SPRING 8		2						
79	1	22272-000150 (B=*)	RING, E-15		2						Z
80	1	24761-040000 (B=*)	NIPPLE, GREASE B		2						Z
81	1	26116-060162	BOLT, M6X 16 PLATED		2						
82	1	26116-080202	BOLT, M8X 20 PLATED		2						
83	1	26116-100252 (B=*1986.08)	BOLT, M10X 25 PLATED		4						Z
86	1	197108-16480 (B=*1986.08)	LINK, SPRING L		1						W
87	1	197108-16490 (B=*1986.08)	LINK, SPRING R		1						W
88	1	22417-200160 (B=*1986.08)	PIN, COTTER 2.0X16		2						W
89	1	22137-080000 (B=*1986.08)	WASHER, 8		2						W

Fig. 48 DECK & GAUGE WHEEL